

2018 Masonry Wall Cost Guide

All pricing listed is the installed cost per square foot

Materials

Brick Veneers

- Modular Brick (6.75 brick/sf) | **Wall type A** | \$29.81
- Modular Brick (6.75 brick/sf) | **Wall type B** | \$34.57
- Modular brick (6.75 brick/sf) | **Wall type C** | \$50.65

- Utility Brick (3 brick/sf) | **Wall type A** | \$25.27
- Utility Brick (3 brick/sf) | **Wall type B** | \$28.32
- Utility Brick (3 brick/sf) | **Wall type C** | \$34.08

- Norman Brick (4.5 brick/sf) | **Wall type A** | \$26.56
- Norman Brick (4.5 brick/sf) | **Wall type B** | \$29.65
- Norman Brick (4.5 brick/sf) | **Wall type C** | \$37.35

- Queen Brick (5.7 brick/sf) | **Wall type A** | \$27.71
- Queen Brick (5.7 brick/sf) | **Wall type B** | \$33.20
- Queen Brick (5.7 brick/sf) | **Wall type C** | \$41.27

- King Brick (4.55 brick/sf) | **Wall type A** | \$25.70
- King Brick (4.55 brick/sf) | **Wall type B** | \$28.95
- King Brick (4.55 brick/sf) | **Wall type C** | \$35.78


CMU Veneers

- 4" Colored Rockface Block | **Wall type A** | \$20.26
- 4" Colored Rockface Block | **Wall type B** | \$23.50
- 4" Colored Rockface Block | **Wall type C** | \$30.47

- 4" Colored Burnished Block | **Wall type A** | \$24.52
- 4" Colored Burnished Block | **Wall type B** | \$27.48
- 4" Colored Burnished Block | **Wall type C** | \$35.30

- 4" half high Colored Rockface Block | **Wall type A** | \$27.48
- 4" half high Colored Rockface Block | **Wall type B** | \$32.18
- 4" half high Colored Rockface Block | **Wall type C** | \$38.55

 **Wall type A:** No openings



 **Wall type B:** Punch windows



Stone & Specialty CMU Veneers

- 4" Architectural Precast Panels (4' x 4') | **Wall type A** | \$57.29
- 4" Architectural Precast Panels (4' x 4') | **Wall type B** | \$67.48
- 4" Architectural Precast Panels (4' x 4') | **Wall type C** | \$75.49

- 4" Cast Stone (12" x 24") Rockcast or Similar | **Wall type A** | \$43.01
- 4" Cast Stone (12" x 24") Rockcast or Similar | **Wall type B** | \$50.81
- 4" Cast Stone (12" x 24") Rockcast or Similar | **Wall type C** | \$61.91

- 4" Calcium Silicate (12" x 24") Arriscraft or Similar | **Wall type A** | \$44.70
- 4" Calcium Silicate (12" x 24") Arriscraft or Similar | **Wall type B** | \$51.51
- 4" Calcium Silicate (12" x 24") Arriscraft or Similar | **Wall type C** | \$63.65


- 4" Limestone Veneer (Random Ashlar with precut heights and random lengths) | **Wall type A** | \$51.74
- 4" Limestone Veneer (Random Ashlar with precut heights and random lengths) | **Wall type B** | \$59.48
- 4" Limestone Veneer (Random Ashlar with precut heights and random lengths) | **Wall type C** | \$71.72

- 4" Limestone Veneer (Random Ashlar with precut heights and lengths) | **Wall type A** | \$55.42
- 4" Limestone Veneer (Random Ashlar with precut heights and lengths) | **Wall type B** | \$65.19
- 4" Limestone Veneer (Random Ashlar with precut heights and lengths) | **Wall type C** | \$76.76

- 4" Random Ashlar CMU (Mammoth Stone Series or Similar) | **Wall type A** | \$39.72
- 4" Random Ashlar CMU (Mammoth Stone Series or Similar) | **Wall type B** | \$47.08
- 4" Random Ashlar CMU (Mammoth Stone Series or Similar) | **Wall type C** | \$59.57

- 4" Manufactured Stone (Flats and Corners) | **Wall type A** | \$41.51
- 4" Manufactured Stone (Flats and Corners) | **Wall type B** | \$51.98
- 4" Manufactured Stone (Flats and Corners) | **Wall type C** | \$68.11

 **Wall type C:** 24" x 24" Pier



2018 Masonry Wall Cost Guide

All pricing listed is the installed cost per square foot




Materials

Nonstructural CMU

- 8" Non-Bearing Partitions | **High Production** | \$18.39
- 8" Non-Bearing Partitions | **Medium Production** | \$19.98
- 8" Non-Bearing Partitions | **Low Production** | \$25.09

- 12" Non-Bearing Partitions | **High Production** | \$19.85
- 12" Non-Bearing Partitions | **Medium Production** | \$21.43
- 12" Non-Bearing Partitions | **Low Production** | \$26.57

- 6" Plumbing Chase Walls | **Low Production** | \$30.53



-  **High Production:** Long corridor walls, few corners
-  **Medium Production:** Med. walls, some corners & openings
-  **Low Production:** Shorter "infill" walls

Structural CMU

- 8" Foundation Block (5 courses high) | **Wall Type A** | \$14.42
- 8" Foundation Block (5 courses high) | **Wall Type B** | \$16.24

- 12" Foundation Block (5 courses high) | **Wall Type A** | \$16.04
- 12" Foundation Block (5 courses high) | **Wall Type B** | \$18.42

- 16" Foundation Block (5 courses high) | **Wall Type A** | \$19.51
- 16" Foundation Block (5 courses high) | **Wall Type B** | \$21.64

-  **Wall type A:** Straight wall, no corners
-  **Wall type B:** Irregular wall, many corners

Miscellaneous Items

- Limestone Windowsills | \$30.09/lf
- Architectural Precast Windowsills | \$49.86/lf
- Architectural Precast Window Headers | \$49.86/lf
- Modular Brick Rowlock Window Sills | \$32.15/lf
- Modular Brick Soldier Course Bands | \$31.82/lf
- Modular Brick Header Bands | \$33.48/lf
- 2" Rigid Cavity Wall Insulation | \$1.80/sf
- Spray-on Moisture Barrier | \$2.75/sf
- Savings on Veneers for CMU Back-up vs. Studs (ie. Duroeye system vs Triangle ties and anchors) | \$1.50/sf
- Price per SF upcharge for Colored Rockface vs Plain Grey | \$2.76/sf
- Price per SF upcharge for Colored Burnished vs Plain Grey | \$5.61/sf
- Price per SF upcharge for Glazed Block vs Plain Grey | \$16.52/sf

Structural CMU

- 8" Interior Bearing Block (on footings, surrounding structure not erected) | **Wall Type A** | \$17.36
- 8" Interior Bearing Block (on footings, surrounding structure not erected) | **Wall Type B** | \$18.55

- 12" Bearing Block (on footings, surrounding structure not erected) | **Wall Type A** | \$18.86
- 12" Bearing Block (on footings, surrounding structure not erected) | **Wall Type B** | \$20.14

- 8" Perimeter Backup Block (exterior bearing walls) | **Wall Type A** | \$16.54

- 8" Perimeter Backup Block (exterior bearing walls) | **Wall Type B** | \$17.98

- 12" Perimeter Backup Block (exterior bearing walls) | **Wall Type A** | \$18.01



- 12" Perimeter Backup Block (exterior bearing walls) | **Wall Type B** | \$19.04

- 8" Perimeter Colored Rockface Block | **Wall Type A** | \$19.49

- 8" Perimeter Colored Rockface Block | **Wall Type B** | \$20.65

- 12" Perimeter Colored Rockface Block | **Wall Type A** | \$21.40

- 12" Perimeter Colored Rockface Block | **Wall Type B** | \$22.71

-  **Wall type A:** Straight long walls, few openings
-  **Wall type B:** Shorter walls, some corners, some openings

- 8" Elevator shafts | 8' x 20' x 12' ht, 4 sided shaft (672 sf) | \$19.49

- 8" Stair shafts | 8' x 20' x 12' ht, 4 sided shaft (432 sf) | \$18.34